

Using the ACS Online Community Website

Welcome to the American Community Survey (ACS) Online Community! The ACS Online Community is a site where members can share messages, materials, and announcements related to ACS data, methods, and events. Membership is free and open to all interested ACS data users. The ACS Online Community is maintained by the [Population Reference Bureau](#) in partnership with the [U.S. Census Bureau](#).

Accessing the ACS Online Community Website

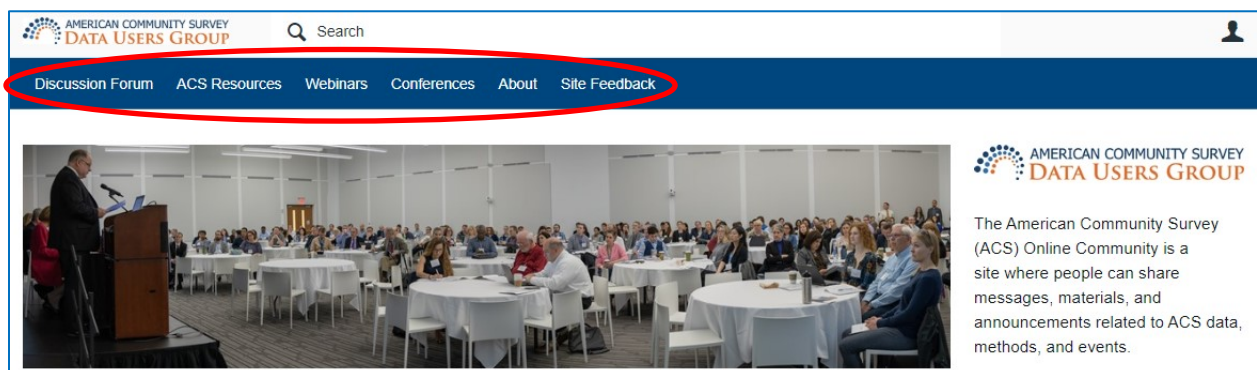
The ACS Online Community is available at <https://acsdatacommunity.prb.org>.

Joining the ACS Online Community

- You do not need to be a member of the Online Community to view content on the site but you need to be a member to start or join a discussion.
- You can register to become a member by clicking [here](#), or you can click on the avatar in the upper right corner of the home page.
- Existing members can sign into the site by clicking [here](#), or you can click on the avatar in the upper right corner of the home page.
- If you need to change your password, go to [Settings](#). There is also a link to Settings in the navigation links on the right side of the home page. The option to change your password is located near the bottom of the Settings page.
- If you have any problems logging in, please contact Mark Mather (mmather@prb.org) or Lillian Kilduff (lkilduff@prb.org) for assistance.

Navigating the Site

The main navigation links are located at the top of the home page, just below the Search field:



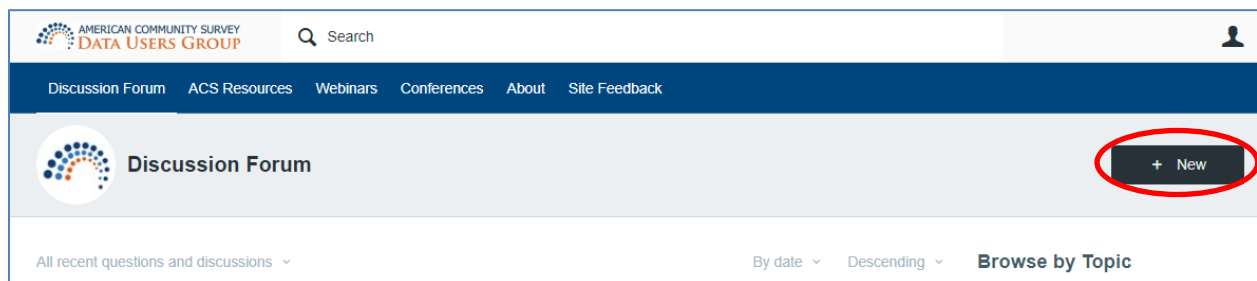
- **[Discussion Forum](#)**: An online forum where members can share messages, materials, and announcements related to ACS data, methods, and events.

- [ACS Resources](#): Links to selected ACS resources from the Census Bureau and other organizations
- [Webinars](#): Archived recordings of recent ACS-related webinars organized by PRB and the Census Bureau
- [Conferences](#): Links to materials from ACS Data User Conferences, workshops, and sessions at professional meetings
- [About](#): Background information about the ACS Data Users Group and Online Community.
- [Site Feedback](#): Forum where users can provide feedback about the ACS Online Community.

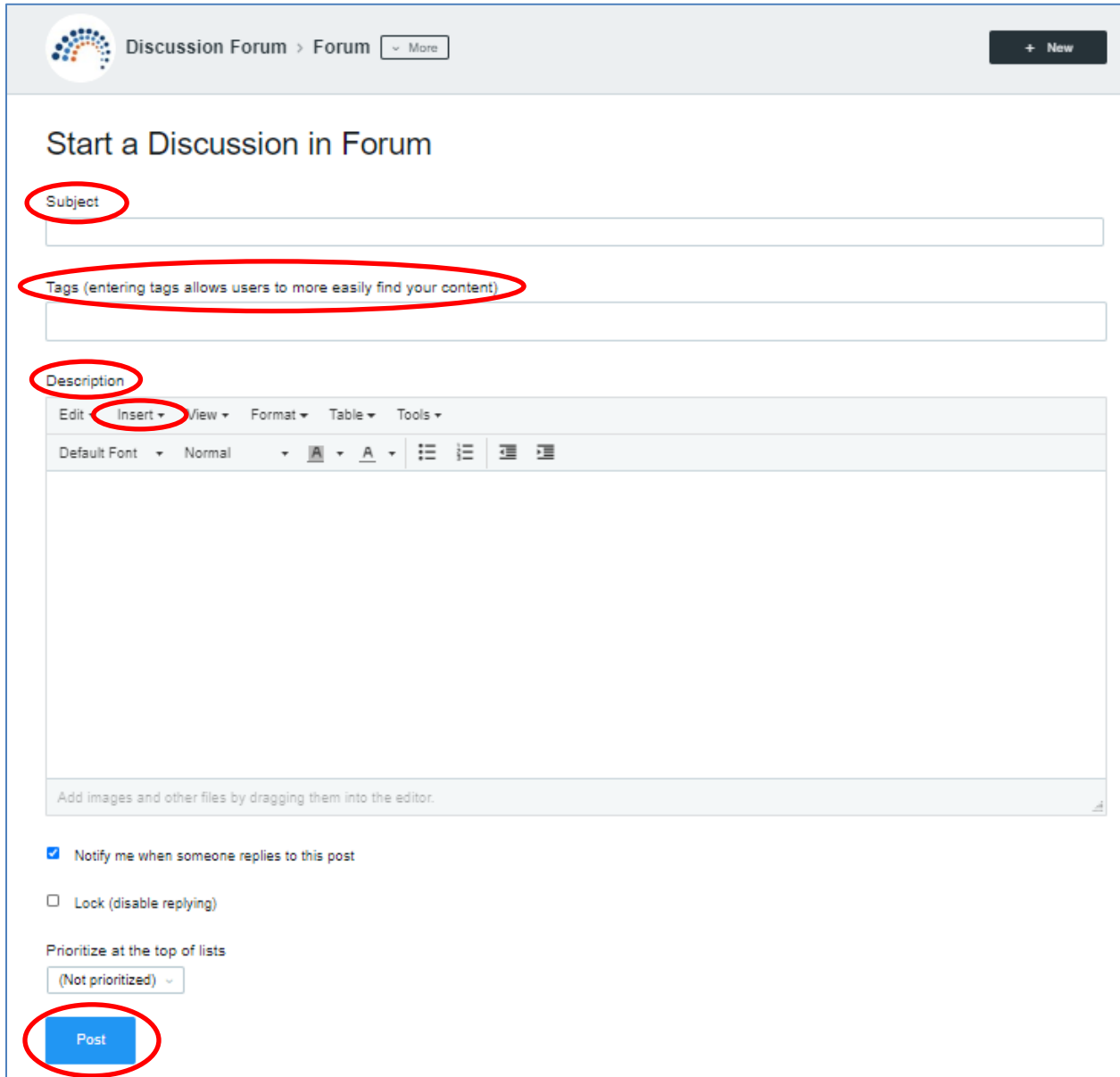
Posting in the Discussion Forum

Anyone can view posts in the Discussion Forum, but you need to join the Online Community to ask questions or post comments in the Forum.

Start a new discussion by clicking the “+ New” button on the Discussion Forum web page.



Enter a short description in the “Subject” box, and then write your comment or question in the “Description” box. We also encourage you to enter keywords in the “Tag” box, to make your comment easier to find on the site. You may enter a new Tag or select an existing Tag from the pop-up window. To add a hyperlink, video, image, or file to your post, click on “Insert” and select the appropriate link from the drop-down menu.



Discussion Forum > Forum More New







Start a Discussion in Forum

Subject

Tags (entering tags allows users to more easily find your content)

Description

Edit **Insert** View Format Table Tools

Default Font Normal      

Add images and other files by dragging them into the editor.

Notify me when someone replies to this post

Lock (disable replying)

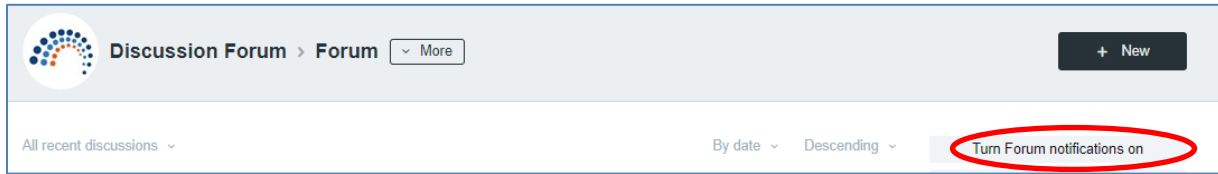
Prioritize at the top of lists
(Not prioritized)

Post

When you are finished composing your message, click “Post” at the bottom of the page. Your comment or question will be shared with other members of the Online Community.

Managing Notifications

Once you join the Online Community, you can also request to receive email notifications and/or live alerts when someone starts a new discussion or replies to a message. You can do this by clicking “Turn Forum notifications on” on the Discussion Forum web page.

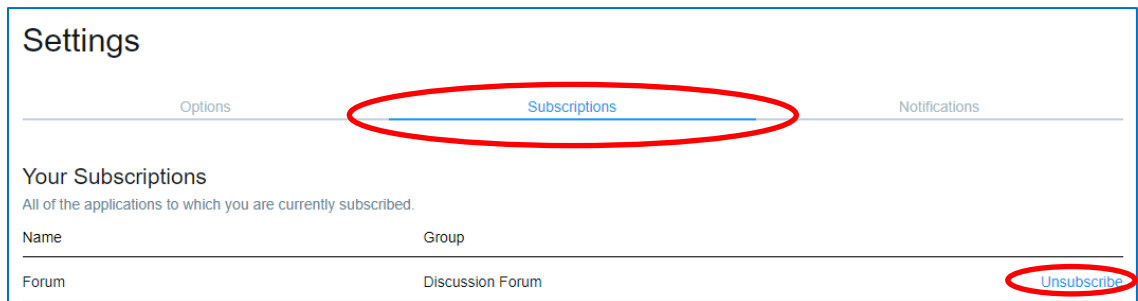


Discussion Forum > Forum More + New

All recent discussions By date Descending Turn Forum notifications on

Members may also opt out of receiving emails and live alerts or change the frequency of email communication by changing their email notifications in [Settings](#). (There is also a link to Settings in the left-hand navigation on the home page.) The Settings page includes navigation links at the top of the page. Some of these navigation links may be greyed out, but you can click on these links to change your subscription and notification settings.

- Subscriptions: Click on “Unsubscribe” if you no longer want to receive Discussion Forum notifications. You will no longer receive any email notifications or live alerts when users post comments or questions to the Forum.



Settings

Options Subscriptions Notifications

Your Subscriptions

All of the applications to which you are currently subscribed.

Name	Group
Forum	Discussion Forum

Unsubscribe

- Notifications: Select the types of email notifications you want to receive, and whether you want to receive live alerts. Click “Select none” if you want to turn off all the notifications in the list.

Settings

Options Subscriptions Notifications

Activity from subscriptions

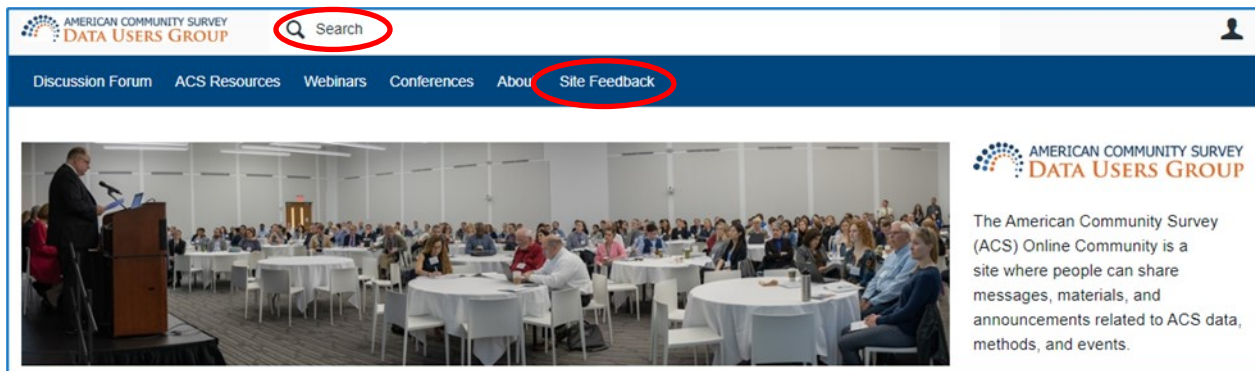
Notify me when:
Select none

	Email Select none	Live Alert Select none
<input checked="" type="checkbox"/> Posts are added to blogs I'm subscribed to	<input checked="" type="checkbox"/>	<input checked="" type="checkbox"/>
<input checked="" type="checkbox"/> I add a post to a blog	<input checked="" type="checkbox"/>	<input checked="" type="checkbox"/>
<input checked="" type="checkbox"/> Comments are made on blog posts I'm subscribed to	<input checked="" type="checkbox"/>	<input checked="" type="checkbox"/>
<input checked="" type="checkbox"/> Comments are made on calendars I subscribe to	<input checked="" type="checkbox"/>	<input checked="" type="checkbox"/>
<input checked="" type="checkbox"/> Replies are added to threads I'm subscribed to	<input checked="" type="checkbox"/>	<input checked="" type="checkbox"/>
<input checked="" type="checkbox"/> I start new forum threads or replies	<input checked="" type="checkbox"/>	<input checked="" type="checkbox"/>
<input checked="" type="checkbox"/> Threads are started in forums I'm subscribed to	<input checked="" type="checkbox"/>	<input checked="" type="checkbox"/>
<input checked="" type="checkbox"/> Ideas are added to ideations I'm subscribed to	<input checked="" type="checkbox"/>	<input checked="" type="checkbox"/>
<input checked="" type="checkbox"/> Comments are made on ideas I'm subscribed to	<input checked="" type="checkbox"/>	<input checked="" type="checkbox"/>
<input checked="" type="checkbox"/> The status changes on ideas I'm subscribed to	<input checked="" type="checkbox"/>	<input checked="" type="checkbox"/>
<input checked="" type="checkbox"/> Comments are made on media I'm subscribed to	<input checked="" type="checkbox"/>	<input checked="" type="checkbox"/>
<input checked="" type="checkbox"/> Media is added to a gallery I own	<input checked="" type="checkbox"/>	<input checked="" type="checkbox"/>
<input checked="" type="checkbox"/> Comments are made on wiki pages I'm subscribed to	<input checked="" type="checkbox"/>	<input checked="" type="checkbox"/>
<input checked="" type="checkbox"/> Wiki pages I'm subscribed to are updated	<input checked="" type="checkbox"/>	<input checked="" type="checkbox"/>

Activity from your network

Searching for Site Content or Members

To search for content or members on the site, enter a name, word, or phrase in the Search field at the top of the page.



Questions or Comments about the ACS Online Community?

If you have any questions about using the ACS Online Community website, please contact Mark Mather (mmather@prb.org) or Lillian Kilduff (lkilduff@prb.org). You can also submit comments or suggestions about the ACS Online Community by starting a discussion on the "Site Feedback" page.