



Using the **NEW** ACS Online Community Website

Welcome to the new American Community Survey (ACS) Online Community! The purpose of the ACS Online Community is to increase understanding of the value and utility of ACS data and to promote information sharing among data users about key ACS data issues and applications. Membership is free and open to all interested ACS data users. The ACS Online Community is maintained by the [Population Reference Bureau](#) in partnership with the [U.S. Census Bureau](#).

Accessing the Online Community Website


The ACS Online Community is available at <https://acsdatacommunity.prb.org>.

Membership in the ACS Online Community

- You do not need to be a member of the Online Community to view content on the site but you need to be a member to start or join a discussion.
- You can register to become a member by clicking [here](#), or you can click on the avatar in the upper-right hand corner of the home page.
- Existing members can sign into the site by clicking [here](#), or you can click on the avatar in the upper-right hand corner of the home page.
- If you need to change your password, go to [Settings](#). There is also a link to Settings in the left-hand navigation on the home page. The option to change your password is located near the bottom of the Settings page.
- If you have any problems logging in, please contact Mark Mather (mmather@prb.org) or Marissa Slowey (mslowey@prb.org) for assistance.

Navigating the Site

The main navigation links are located at the top of the home page, just below the Search field:



[ACS Data Products & Resources](#): Discussion Forums and resources related to ACS Data Products

- [American FactFinder](#)
- [ACS Public Use Microdata Samples \(PUMS\)](#)
- [ACS Summary Files](#)

- [Application Programming Interface \(API\)](#)
- [ACS Documentation](#)

ACS Data Issues: Discussion Forums on ACS data issues

- [ACS Basics](#)
- [ACS Data for Small Geographic Areas and Population Subgroups](#)
- [Mapping ACS Data / GIS Applications](#)
- [Measuring Trends Over Time with ACS Data](#)

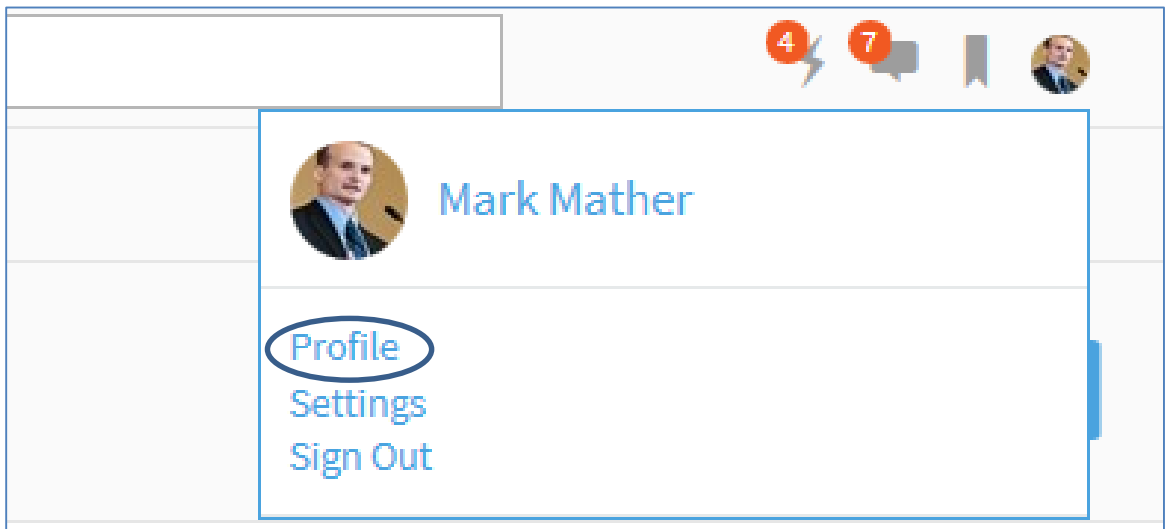
Webinars: Archived recordings of recent ACS-related webinars organized by PRB and the Census Bureau

Conferences: Links to materials from ACS-related conferences, workshops, and sessions at professional meetings

- [2015 ACS Data Users Conference](#) (copies of presentations and video recordings)
- [2014 ACS Data Users Conference](#) (copies of presentations and video recordings)
- [2014 ACS Workshop: Benefits and Challenges of the ACS](#) (copies of presentations and video recordings)
- [Sessions at Professional Meetings](#) (description of ACS-related sessions at professional meetings)

Creating a Profile

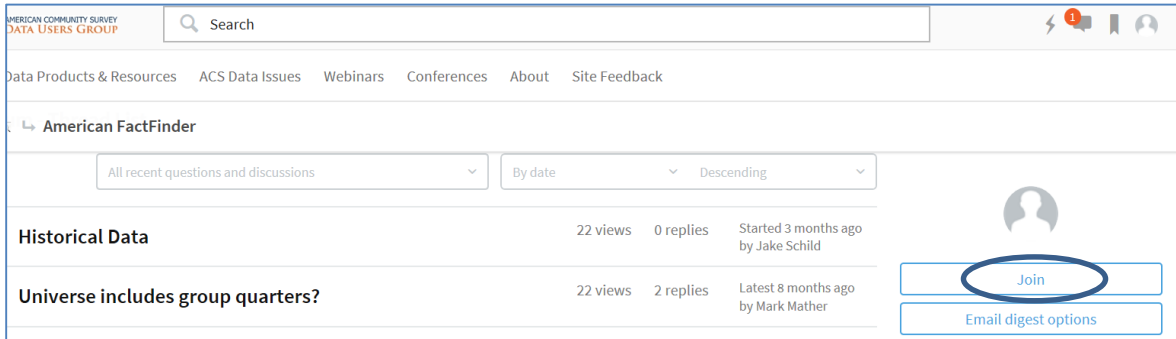
Creating a profile will help you connect with community members who have particular backgrounds and interests. New members are prompted to create a profile when they register. If you need to update your existing profile, click on your avatar in the upper-right hand corner of the home page and select "Profile" from the drop-down menu.



You can also click on the various characteristics in your profile to find other Online Community members with those characteristics.

Joining Groups

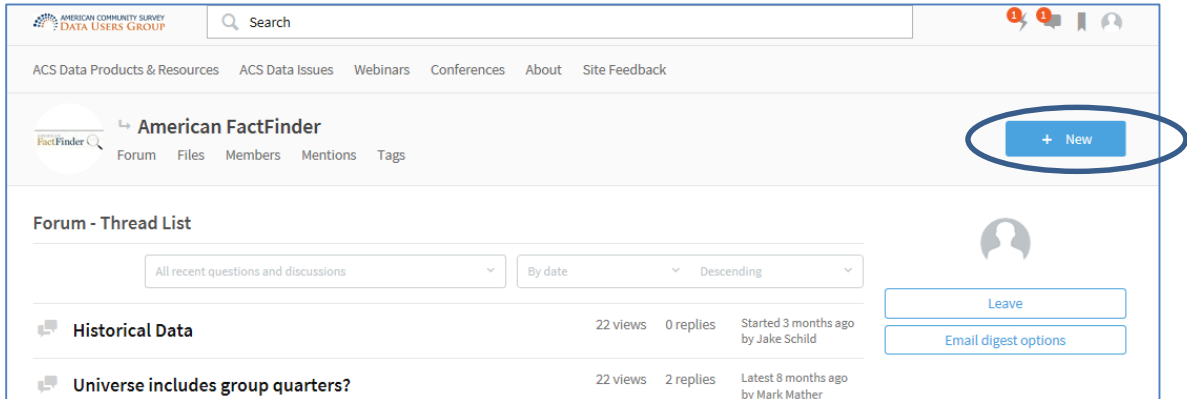
Groups provide a way for you to post comments and receive information around a specific topic. Click on “[ACS Data Products & Resources](#)” or “[ACS Data Issues](#)” on the home page to see the list of groups available in the Online Community. You can join a group simply by clicking the “Join” button for that group.



Once you join a group, you will receive email notifications whenever information (such as a message or file) is added to the group. Members may also opt out of receiving emails or change the frequency of email communication (described below).

Starting a Discussion

Once you join a group, you can start a discussion on a given topic by clicking the blue “+ New” button on that page.



Enter a short description in the “Subject” box, and then write your comment or question in the “Description” box. To add a hyperlink, video, image, or file to your post, click on “Insert” and select the appropriate link from the drop-down menu. We also encourage you to enter key words in the “Tag” box, to make your comment easier to find on the site. You may enter a new Tag or select an existing Tag from the pop-up window.

AMERICAN COMMUNITY SURVEY
DATA USERS GROUP

Search

ACS Data Products & Resources ACS Data Issues Webinars Conferences About Site Feedback

American FactFinder American FactFinder - Discussion More

+ New

Start a Discussion in American FactFinder - Discussion

Subject
ACS release date?

Description
 Ed Insert View Format Table Tools
 Font Family Font Sizes A A
 Does anyone know the release date for the 2015 single-year ACS data

2013 acs release date

Add images and other files by dragging them into the editor.

Tags

Notify me when someone replies to this post

Post

When you are finished composing your message, click “Post” at the bottom of the page. Your comment will be shared with other members of the group.

Managing Email Notifications

If you need to change your email notifications, go to [Settings](#). There is also a link to Settings in the left-hand navigation on the home page. The Settings page includes several navigation links at the top of the page. Some of these are greyed out but you can click on these to change your email notification settings:

- Email Digests: Email digests can be used to select daily or weekly email notifications, instead of receiving live alerts.
- Subscriptions: Provides a list of Discussion Forums available in the ACS Online Community and allows you to Subscribe/Unsubscribe to each one.
- Notifications: Allows you to select the type of email notifications you want to receive, and whether you want to receive live alerts (as opposed to receiving alerts through Email Digests).

Settings

Options **Email Digests** Subscriptions Notifications

Your Groups

All of the groups for which you are a member.

Group	Frequency
ACS Basics	Daily
ACS Data for Small Geographic Areas and Population Subgroups	Daily

Searching for Site Content, Groups, or Members

To search for content or members on the site, enter a name, word, or phrase in the Search box at the top of the page. You can search by “Content,” “Groups,” or by “People.” Within each Discussion Forum, you can also click on “Members” to view a list of members in that Forum.

The screenshot shows the top navigation bar of the American Community Survey Data Users Group website. A search bar with a magnifying glass icon and the word "Search" is circled in blue. Below the search bar is a horizontal menu with links for "ACS Data Products & Resources", "ACS Data Issues", "Webinars", "Conferences", "About", and "Site Feedback". Below the menu is the "American FactFinder" logo and a sub-menu with links for "Forum", "Files", "Members" (circled in blue), "Mentions", and "Tags".

Questions or Comments about the ACS Online Community?

If you have any questions about using the ACS Online Community website, please contact Mark Mather (mmather@prb.org) or Marissa Slowey (mslowey@prb.org). You can also submit comments or suggestions about the ACS Online Community by starting a discussion on the “Site Feedback” page:

The screenshot shows the "Site Feedback" page on the ACS Online Community website. The top navigation bar includes a search bar and a "Site Feedback" link circled in blue. Below the navigation bar is a breadcrumb trail: "Site Root > Site Feedback". A blue button labeled "+ New" is visible in the top right corner. The main heading is "Start a Discussion in Site Feedback". Below this heading is a form with a "Subject" label and an empty text input field.